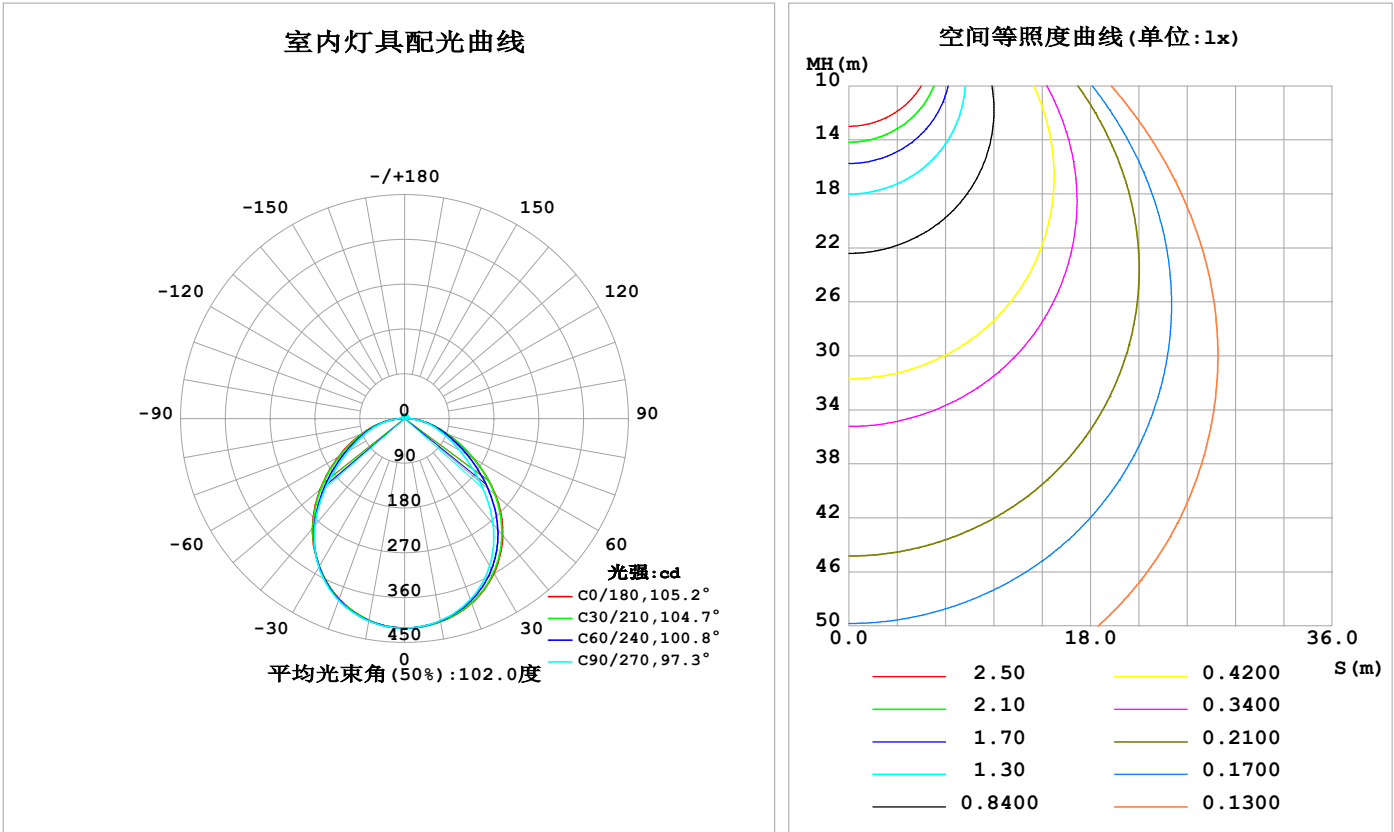


室内灯具光度数据

| | | |
|---|-----------------|-------|
| 实测参数: U:24.00V I:0.4235A P:10.16W PF:1.000 Freq:0Hz 实检光通: 1130.27x1 lm | | |
| 灯具名称: SP01-24V-2835-2835-120-4500K | 灯具类型: | 灯具重量: |
| 灯具规格: | 外型尺寸: Length=1m | 测试编号: |
| 制造厂商: OLympia lighting | 发光口面: | 遮光角: |

| 光源数据 | | 光度数据 | | | | 光效: 111.20 lm/W |
|------------|---------|-----------|--------|--------------------|----------|-----------------|
| 型号 | 2835 | 峰值光强 (cd) | 421.0 | S/MH (C0/180) | 1.22 | |
| 标称功率 (W) | 10 | 灯具效率 (%) | 100.0 | S/MH (C90/270) | 1.22 | |
| 额定电源电压 (V) | 24 | 总光通量 (lm) | 1130.3 | η UP,DN (C0-180) | 1.7,48.2 | |
| 额定光通量 (lm) | 1130.27 | CIE分类 | 直接 | η UP,DN (C180-360) | 1.6,48.5 | |
| 灯具内光源数 (只) | 1 | 上射光通比 (%) | 3.3 | CIBSE SHR NOM | 1.25 | |
| 实测电源电压 (V) | | 下射光通比 (%) | 96.7 | CIBSE SHR MAX | 1.35 | |



C角度范围: 0度 - 360度
C角度间隔: 30.0度
测试速度: 快速
环境温度: 25.3℃
测试人员:
测试日期: 2025-03-04

γ角度范围: 0度 - 180度
γ角度间隔: 1.0度
测试系统: 远方 (EVERFINE) GO-2000B_V1 系统 V2.00.488
环境湿度: 65.0%
测试距离: 6.360米 [K=1.0000]
备注:

灯具环带光通量

环带光通量：

| γ | C0 | C45 | C90 | C135 | C180 | C225 | C270 | C315 | γ(°) | Φ环 | Φ总 | %lum, lamp |
|------|-------|-------|-------|-------|-------|-------|-------|-------|---------|--------|-------|------------|
| 10 | 414.3 | 413.7 | 412.4 | 411.7 | 411.8 | 412.3 | 413.2 | 414.4 | 0- 10 | 39.81 | 39.81 | 3.52,3.52 |
| 20 | 394.7 | 391.6 | 386.6 | 385.3 | 385.4 | 386.4 | 388.4 | 393.1 | 10- 20 | 113.7 | 153.5 | 13.6,13.6 |
| 30 | 359.0 | 353.5 | 341.9 | 341.6 | 343.3 | 343.4 | 344.9 | 355.9 | 20- 30 | 170.7 | 324.2 | 28.7,28.7 |
| 40 | 306.9 | 298.0 | 276.6 | 282.2 | 288.3 | 284.5 | 280.3 | 301.3 | 30- 40 | 200.6 | 524.8 | 46.4,46.4 |
| 50 | 238.4 | 227.6 | 197.8 | 211.8 | 221.9 | 214.3 | 201.8 | 231.4 | 40- 50 | 197.1 | 721.9 | 63.9,63.9 |
| 60 | 159.3 | 152.5 | 127.8 | 143.3 | 153.5 | 145.3 | 130.9 | 156.3 | 50- 60 | 163.1 | 885.0 | 78.3,78.3 |
| 70 | 90.58 | 89.57 | 77.65 | 87.52 | 94.17 | 88.64 | 79.86 | 92.50 | 60- 70 | 115.1 | 1000 | 88.5,88.5 |
| 80 | 40.69 | 42.28 | 40.05 | 43.16 | 44.65 | 43.77 | 41.75 | 44.54 | 70- 80 | 68.33 | 1068 | 94.5,94.5 |
| 90 | 4.532 | 4.421 | 4.168 | 4.876 | 4.918 | 4.938 | 4.408 | 4.723 | 80- 90 | 24.23 | 1093 | 96.7,96.7 |
| 100 | 4.443 | 4.565 | 4.764 | 4.745 | 4.032 | 4.291 | 4.517 | 4.182 | 90-100 | 4.597 | 1097 | 97.1,97.1 |
| 110 | 5.229 | 5.338 | 5.465 | 5.528 | 4.721 | 4.986 | 5.181 | 4.865 | 100-110 | 5.083 | 1102 | 97.5,97.5 |
| 120 | 5.983 | 6.077 | 6.110 | 6.266 | 5.418 | 5.654 | 5.808 | 5.509 | 110-120 | 5.474 | 1108 | 98,98 |
| 130 | 6.680 | 6.753 | 6.728 | 6.913 | 6.069 | 6.280 | 6.394 | 6.149 | 120-130 | 5.544 | 1113 | 98.5,98.5 |
| 140 | 7.280 | 7.335 | 7.314 | 7.482 | 6.714 | 6.880 | 6.949 | 6.766 | 130-140 | 5.263 | 1119 | 99,99 |
| 150 | 7.861 | 7.873 | 7.924 | 8.040 | 7.396 | 7.510 | 7.544 | 7.393 | 140-150 | 4.637 | 1123 | 99.4,99.4 |
| 160 | 8.458 | 8.444 | 8.536 | 8.576 | 8.157 | 8.212 | 8.214 | 8.091 | 150-160 | 3.700 | 1127 | 99.7,99.7 |
| 170 | 8.950 | 8.953 | 9.056 | 9.048 | 8.845 | 8.850 | 8.870 | 8.783 | 160-170 | 2.439 | 1129 | 99.9,99.9 |
| 180 | 9.207 | 9.235 | 9.292 | 9.248 | 9.210 | 9.229 | 9.283 | 9.248 | 170-180 | 0.8645 | 1130 | 100,100 |
| 单位:° | 光强:cd | | | | | | | | | 单位:lm | | |

锥面光通量(90度)：625.94 lm

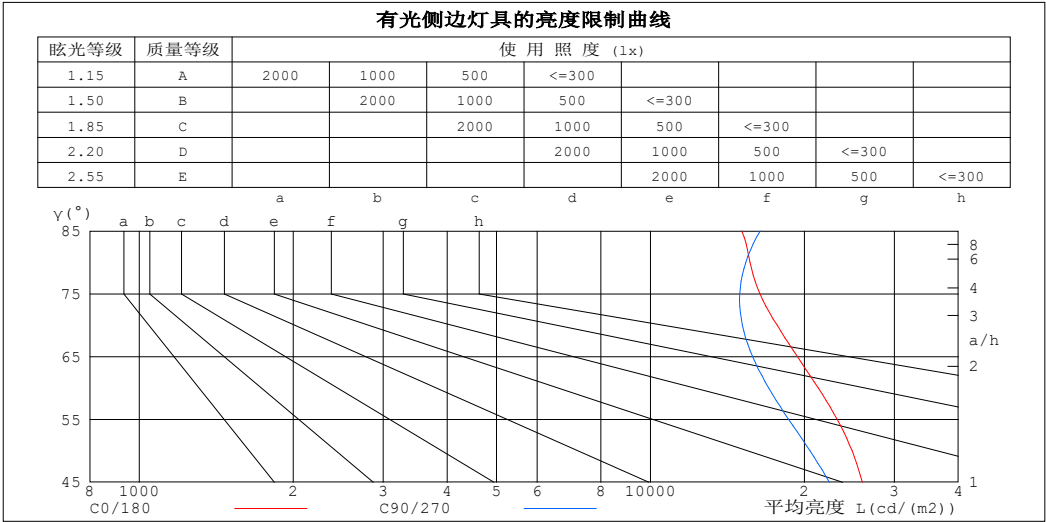
%lum = 55.4%
%lamp = 55.4%

锥面光通量(130度)：948.7 lm

%lum = 83.9%
%lamp = 83.9%

灯具亮度限制曲线

| | | |
|---|-----------------|-------|
| 实测参数: U:24.00V I:0.4235A P:10.16W PF:1.000 Freq:0Hz 实检光通: 1130.27x1 lm | | |
| 灯具名称: SP01-24V-2835-2835-120-4500K | 灯具类型: | 灯具重量: |
| 灯具规格: | 外型尺寸: Length=1m | 测试编号: |
| 制造厂商: OLympia lighting | 发光口面: | 遮光角: |



| 平均亮度值 cd/(m2) | | |
|---------------|--------|---------|
| γ (°) | C0/180 | C90/270 |
| 85 | 15087 | 16398 |
| 80 | 15656 | 15364 |
| 75 | 16361 | 14959 |
| 70 | 17695 | 15123 |
| 65 | 19382 | 15839 |
| 60 | 21286 | 17031 |
| 55 | 23190 | 18626 |
| 50 | 24785 | 20496 |
| 45 | 25957 | 22385 |

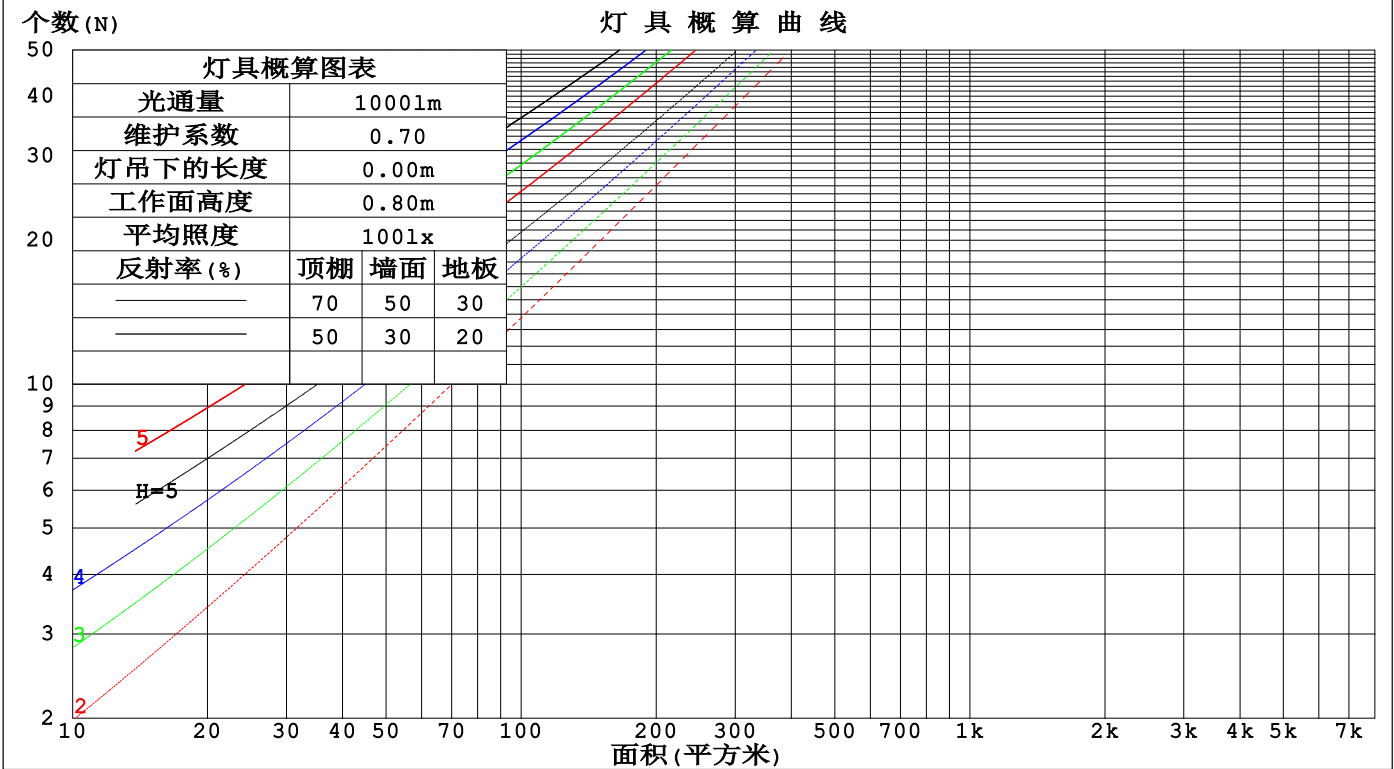
C角度范围: 0度 - 360度
C角度间隔: 30.0度
测试速度: 快速
环境温度: 25.3℃
测试人员:
测试日期: 2025-03-04

γ角度范围: 0度 - 180度
γ角度间隔: 1.0度
测试系统: 远方 (EVERFINE) GO-2000B_V1 系统 V2.00.488
环境湿度: 65.0%
测试距离: 6.360米 [K=1.0000]
备注:

工作面利用系数和灯具概算曲线

| | | |
|---|-----------------|-------|
| 实测参数: U:24.00V I:0.4235A P:10.16W PF:1.000 Freq:0Hz 实检光通: 1130.27x1 lm | | |
| 灯具名称: SP01-24V-2835-2835-120-4500K | 灯具类型: | 灯具重量: |
| 灯具规格: | 外型尺寸: Length=1m | 测试编号: |
| 制造厂商: OLympia lighting | 发光口面: | 遮光角: |

| | | | | | | | | | | | | | | | | |
|------|---------------|------|------|------|------|------|------|------|------|------|------|------|-----|-----|-----|-----|
| 顶棚 | 80% | | | 70% | | | 50% | | | 30% | | | 10% | | | 0 |
| 墙面 | 50% | 30% | 10% | 50% | 30% | 10% | 50% | 30% | 10% | 50% | 30% | 10% | 50% | 30% | 10% | 0 |
| 地板 | 20% | | | 20% | | | 20% | | | 20% | | | 20% | | | 0 |
| 室空间比 | 工 作 面 利 用 系 数 | | | | | | | | | | | | | | | |
| 0.0 | 1.18 | 1.18 | 1.18 | 1.15 | 1.15 | 1.15 | 1.09 | 1.09 | 1.09 | 1.04 | 1.04 | 1.04 | .99 | .99 | .99 | .97 |
| 1.0 | 1.04 | .99 | .96 | 1.01 | .97 | .94 | .96 | .93 | .90 | .92 | .89 | .87 | .88 | .86 | .84 | .81 |
| 2.0 | .91 | .84 | .78 | .89 | .82 | .77 | .84 | .79 | .75 | .81 | .76 | .73 | .77 | .74 | .71 | .68 |
| 3.0 | .80 | .72 | .66 | .78 | .71 | .65 | .75 | .69 | .63 | .72 | .66 | .62 | .69 | .64 | .60 | .58 |
| 4.0 | .71 | .63 | .56 | .70 | .62 | .55 | .67 | .60 | .54 | .64 | .58 | .53 | .61 | .56 | .52 | .50 |
| 5.0 | .64 | .55 | .49 | .62 | .54 | .48 | .60 | .53 | .47 | .58 | .51 | .46 | .56 | .50 | .46 | .44 |
| 6.0 | .58 | .49 | .43 | .56 | .48 | .42 | .54 | .47 | .42 | .52 | .46 | .41 | .50 | .45 | .40 | .38 |
| 7.0 | .52 | .44 | .38 | .51 | .43 | .37 | .50 | .42 | .37 | .48 | .41 | .36 | .46 | .40 | .36 | .34 |
| 8.0 | .48 | .39 | .34 | .47 | .39 | .34 | .45 | .38 | .33 | .44 | .37 | .33 | .42 | .37 | .32 | .30 |
| 9.0 | .44 | .36 | .30 | .43 | .36 | .30 | .42 | .35 | .30 | .41 | .34 | .30 | .39 | .34 | .29 | .27 |
| 10.0 | .41 | .33 | .28 | .40 | .32 | .27 | .39 | .32 | .27 | .38 | .31 | .27 | .36 | .31 | .27 | .25 |



C角度范围: 0度 - 360度
C角度间隔: 30.0度
测试速度: 快速
环境温度: 25.3℃
测试人员:
测试日期: 2025-03-04

γ角度范围: 0度 - 180度
γ角度间隔: 1.0度
测试系统: 远方 (EVERFINE) GO-2000B_V1 系统 V2.00.488
环境湿度: 65.0%
测试距离: 6.360米 [K=1.0000]
备注:

墙面和天花板利用系数

| | | | | | |
|---|--|--|-----------------|--|-------|
| 实测参数: U:24.00V I:0.4235A P:10.16W PF:1.000 Freq:0Hz 实检光通: 1130.27x1 lm | | | | | |
| 灯具名称: SP01-24V-2835-2835-120-4500K | | | 灯具类型: | | 灯具重量: |
| 灯具规格: | | | 外型尺寸: Length=1m | | 测试编号: |
| 制造厂商: OLympia lighting | | | 发光口面: | | 遮光角: |

| | | | | | | | | | | | | | | | | |
|------|---------------|------|------|------|------|------|------|------|------|------|------|------|------|------|------|---|
| 顶棚 | 80% | | | 70% | | | 50% | | | 30% | | | 10% | | | 0 |
| 墙面 | 50% | 30% | 10% | 50% | 30% | 10% | 50% | 30% | 10% | 50% | 30% | 10% | 50% | 30% | 10% | 0 |
| 地板 | 20% | | | 20% | | | 20% | | | 20% | | | 20% | | | 0 |
| 室空间比 | 墙 壁 面 利 用 系 数 | | | | | | | | | | | | | | | |
| 0.0 | | | | | | | | | | | | | | | | |
| 1.0 | .301 | .171 | .054 | .293 | .167 | .053 | .278 | .159 | .051 | .264 | .152 | .049 | .251 | .146 | .047 | |
| 2.0 | .282 | .154 | .047 | .275 | .151 | .047 | .261 | .145 | .045 | .249 | .140 | .044 | .237 | .134 | .042 | |
| 3.0 | .261 | .139 | .042 | .254 | .136 | .041 | .243 | .131 | .040 | .232 | .127 | .039 | .221 | .123 | .038 | |
| 4.0 | .241 | .125 | .037 | .235 | .123 | .036 | .225 | .119 | .036 | .215 | .115 | .035 | .206 | .112 | .034 | |
| 5.0 | .223 | .114 | .033 | .218 | .112 | .033 | .209 | .109 | .032 | .200 | .106 | .031 | .192 | .102 | .031 | |
| 6.0 | .207 | .104 | .030 | .203 | .103 | .030 | .195 | .100 | .029 | .187 | .097 | .029 | .179 | .094 | .028 | |
| 7.0 | .193 | .096 | .027 | .189 | .094 | .027 | .182 | .092 | .026 | .175 | .090 | .026 | .168 | .087 | .026 | |
| 8.0 | .181 | .088 | .025 | .177 | .087 | .025 | .171 | .085 | .024 | .164 | .083 | .024 | .158 | .081 | .024 | |
| 9.0 | .170 | .082 | .023 | .167 | .081 | .023 | .160 | .079 | .022 | .155 | .077 | .022 | .149 | .076 | .022 | |
| 10.0 | .160 | .077 | .021 | .157 | .076 | .021 | .151 | .074 | .021 | .146 | .072 | .021 | .141 | .071 | .020 | |

| | | | | | | | | | | | | | | | | |
|------|---------|------|------|------|------|------|------|------|------|------|------|------|------|------|------|---|
| 顶棚 | 80% | | | 70% | | | 50% | | | 30% | | | 10% | | | 0 |
| 墙面 | 50% | 30% | 10% | 50% | 30% | 10% | 50% | 30% | 10% | 50% | 30% | 10% | 50% | 30% | 10% | 0 |
| 地板 | 20% | | | 20% | | | 20% | | | 20% | | | 20% | | | 0 |
| 室空间比 | 天花板利用系数 | | | | | | | | | | | | | | | |
| 0.0 | .216 | .216 | .216 | .184 | .184 | .184 | .126 | .126 | .126 | .072 | .072 | .072 | .023 | .023 | .023 | |
| 1.0 | .205 | .182 | .161 | .176 | .156 | .138 | .120 | .107 | .096 | .069 | .062 | .056 | .022 | .020 | .018 | |
| 2.0 | .197 | .158 | .125 | .168 | .136 | .108 | .115 | .094 | .075 | .067 | .055 | .044 | .021 | .018 | .014 | |
| 3.0 | .189 | .140 | .101 | .162 | .121 | .088 | .111 | .084 | .062 | .064 | .049 | .036 | .021 | .016 | .012 | |
| 4.0 | .181 | .127 | .086 | .155 | .110 | .074 | .107 | .076 | .052 | .062 | .045 | .031 | .020 | .015 | .010 | |
| 5.0 | .173 | .116 | .074 | .149 | .101 | .065 | .103 | .070 | .046 | .059 | .041 | .027 | .019 | .013 | .009 | |
| 6.0 | .166 | .108 | .066 | .143 | .094 | .058 | .099 | .065 | .041 | .057 | .039 | .024 | .018 | .013 | .008 | |
| 7.0 | .160 | .101 | .060 | .137 | .088 | .052 | .095 | .061 | .037 | .055 | .036 | .022 | .018 | .012 | .007 | |
| 8.0 | .153 | .095 | .056 | .132 | .083 | .048 | .091 | .058 | .034 | .053 | .034 | .020 | .017 | .011 | .007 | |
| 9.0 | .147 | .090 | .052 | .127 | .078 | .045 | .088 | .055 | .032 | .051 | .033 | .019 | .017 | .011 | .006 | |
| 10.0 | .142 | .086 | .049 | .122 | .075 | .043 | .085 | .053 | .030 | .049 | .031 | .018 | .016 | .010 | .006 | |

| | |
|--|--|
| C角度范围: 0度 - 360度 C角度间隔: 30.0度 测试速度: 快速 环境温度: 25.3℃ 测试人员: 测试日期: 2025-03-04 | γ角度范围: 0度 - 180度 γ角度间隔: 1.0度 测试系统: 远方 (EVERFINE) GO-2000B_V1 系统 V2.00.488 环境湿度: 65.0% 测试距离: 6.360米 [K=1.0000] 备注: |
|--|--|

UGR(Unified Glare Rating)数据表

| | | | | | | | | | | | | |
|---|-----|---------------|----------------------|------|-----------------|------|---------------|--------------------|------|------|------|-----|
| 实测参数: U:24.00V I:0.4235A P:10.16W PF:1.000 Freq:0Hz 实检光通: 1130.27x1 lm | | | | | | | | | | | | |
| 灯具名称: SP01-24V-2835-2835-120-4500K | | | | | 灯具类型: | | | 灯具重量: | | | | |
| 灯具规格: | | | | | 外型尺寸: Length=1m | | | 测试编号: | | | | |
| 制造厂商: OLympia lighting | | | | | 发光口面: | | | 遮光角: | | | | |
| 反射比: | | 天花板 | 0.7 | 0.7 | 0.5 | 0.5 | 0.3 | 0.7 | 0.7 | 0.5 | 0.5 | 0.3 |
| | | 墙面 | 0.5 | 0.3 | 0.5 | 0.3 | 0.3 | 0.5 | 0.3 | 0.5 | 0.3 | 0.3 |
| | | 工作面 | 0.2 | 0.2 | 0.2 | 0.2 | 0.2 | 0.2 | 0.2 | 0.2 | 0.2 | 0.2 |
| 房间尺寸 | | | 横向(Viewed crosswise) | | | | | 纵向(Viewed endwise) | | | | |
| x = 2H y = 2H | 2H | 22.5 | 23.9 | 22.8 | 24.2 | 24.5 | 21.7 | 23.1 | 22.0 | 23.4 | 23.6 | |
| | 3H | 23.7 | 25.0 | 24.1 | 25.3 | 25.6 | 22.8 | 24.2 | 23.2 | 24.4 | 24.8 | |
| | 4H | 24.2 | 25.5 | 24.6 | 25.8 | 26.1 | 23.4 | 24.6 | 23.7 | 24.9 | 25.3 | |
| | 6H | 24.6 | 25.8 | 25.0 | 26.1 | 26.5 | 23.9 | 25.0 | 24.2 | 25.4 | 25.7 | |
| | 8H | 24.7 | 25.9 | 25.1 | 26.2 | 26.6 | 24.0 | 25.2 | 24.4 | 25.5 | 25.9 | |
| | 12H | 24.8 | 25.9 | 25.2 | 26.3 | 26.7 | 24.2 | 25.3 | 24.6 | 25.7 | 26.0 | |
| 4H | 2H | 22.9 | 24.2 | 23.3 | 24.5 | 24.8 | 22.3 | 23.5 | 22.6 | 23.8 | 24.2 | |
| | 3H | 24.4 | 25.5 | 24.8 | 25.8 | 26.2 | 23.7 | 24.8 | 24.1 | 25.1 | 25.5 | |
| | 4H | 25.0 | 26.0 | 25.4 | 26.4 | 26.8 | 24.3 | 25.3 | 24.8 | 25.7 | 26.1 | |
| | 6H | 25.5 | 26.4 | 26.0 | 26.8 | 27.3 | 25.0 | 25.8 | 25.4 | 26.2 | 26.7 | |
| | 8H | 25.7 | 26.6 | 26.2 | 27.0 | 27.4 | 25.2 | 26.0 | 25.7 | 26.5 | 26.9 | |
| | 12H | 25.9 | 26.7 | 26.4 | 27.1 | 27.6 | 25.4 | 26.2 | 25.9 | 26.6 | 27.1 | |
| 8H | 4H | 25.2 | 26.0 | 25.7 | 26.5 | 26.9 | 24.6 | 25.5 | 25.1 | 25.9 | 26.3 | |
| | 6H | 25.9 | 26.6 | 26.4 | 27.1 | 27.6 | 25.4 | 26.1 | 25.9 | 26.6 | 27.1 | |
| | 8H | 26.2 | 26.8 | 26.7 | 27.3 | 27.8 | 25.8 | 26.4 | 26.3 | 26.9 | 27.4 | |
| | 12H | 26.5 | 27.0 | 27.0 | 27.5 | 28.1 | 26.1 | 26.7 | 26.7 | 27.2 | 27.7 | |
| 12H | 4H | 25.2 | 26.0 | 25.7 | 26.4 | 26.9 | 24.7 | 25.4 | 25.1 | 25.9 | 26.3 | |
| | 6H | 26.0 | 26.6 | 26.5 | 27.1 | 27.6 | 25.5 | 26.1 | 26.0 | 26.6 | 27.1 | |
| | 8H | 26.3 | 26.9 | 26.9 | 27.4 | 27.9 | 25.9 | 26.5 | 26.5 | 27.0 | 27.5 | |
| 不同间隔布灯时,观察者位置引起的UGR变化(CIE Pub.117): | | | | | | | | | | | | |
| S = 1.0H | | + 0.2 / - 0.2 | | | | | + 0.2 / - 0.3 | | | | | |
| 1.5H | | + 0.2 / - 0.3 | | | | | + 0.2 / - 0.4 | | | | | |
| 2.0H | | + 0.3 / - 0.3 | | | | | + 0.2 / - 0.5 | | | | | |

依据CIE Pub.117计算, 1130lm光源光通表格中的数据需要进行修正(8log(F/F0) = 0.4)。
出光口面积: 0.015 m2

| | |
|------------------|---|
| C角度范围: 0度 - 360度 | γ角度范围: 0度 - 180度 |
| C角度间隔: 30.0度 | γ角度间隔: 1.0度 |
| 测试速度: 快速 | 测试系统: 远方(EVERFINE)GO-2000B_V1系统 V2.00.488 |
| 环境温度:25.3℃ | 环境湿度:65.0% |
| 测试人员: | 测试距离:6.360米 [K=1.0000] |
| 测试日期:2025-03-04 | 备注: |

UF利用系数表

| | | |
|---|-----------------|-------|
| 实测参数: U:24.00V I:0.4235A P:10.16W PF:1.000 Freq:0Hz 实检光通: 1130.27x1 lm | | |
| 灯具名称: SP01-24V-2835-2835-120-4500K | 灯具类型: | 灯具重量: |
| 灯具规格: | 外型尺寸: Length=1m | 测试编号: |
| 制造厂商: OLympia lighting | 发光口面: | 遮光角: |

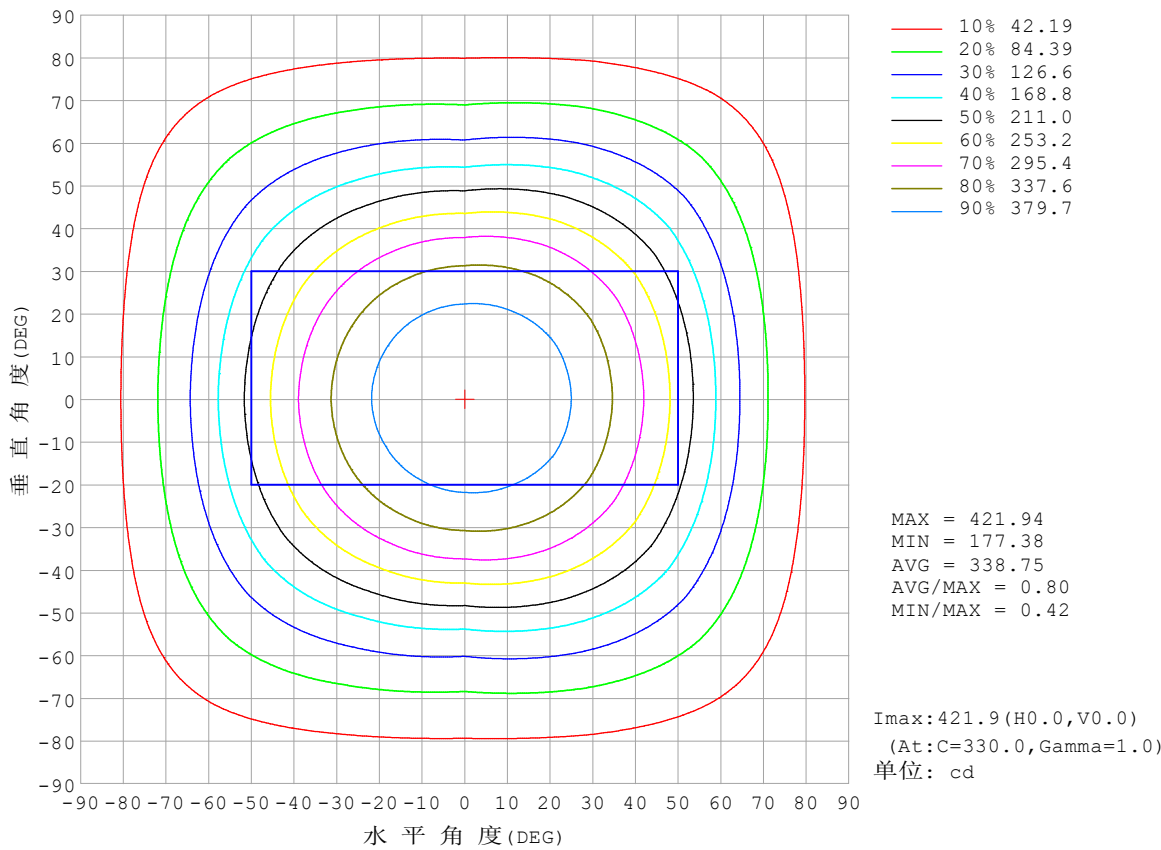
| 反 射 比 / REFLECTANCE | | | | | | | | | | |
|----------------------------|---|-----|-----|-----|-----|-----|----------------------|-----|-----|---------|
| 天花板 | 0.8 | 0.8 | 0.8 | 0.7 | 0.7 | 0.7 | 0.5 | 0.5 | 0.5 | 0 |
| 墙壁 | 0.7 | 0.5 | 0.3 | 0.7 | 0.5 | 0.3 | 0.7 | 0.5 | 0.3 | 0 |
| 工作面 | 0.2 | 0.2 | 0.2 | 0.2 | 0.2 | 0.2 | 0.2 | 0.2 | 0.2 | 0 |
| 室形指数 | 利用系数 UTILIZATION FACTORS(%) k(RI) x RCR = 5 | | | | | | | | | |
| k = 0.60 | 58 | 47 | 40 | 58 | 47 | 40 | 56 | 46 | 40 | 34 |
| 0.80 | 68 | 57 | 50 | 67 | 57 | 50 | 65 | 56 | 49 | 42 |
| 1.00 | 77 | 66 | 59 | 75 | 65 | 58 | 73 | 66 | 58 | 51 |
| 1.25 | 84 | 73 | 66 | 82 | 73 | 66 | 79 | 71 | 65 | 57 |
| 1.50 | 88 | 79 | 72 | 87 | 78 | 71 | 83 | 76 | 70 | 62 |
| 2.00 | 95 | 87 | 80 | 93 | 85 | 79 | 89 | 83 | 78 | 69 |
| 2.50 | 99 | 91 | 85 | 96 | 89 | 84 | 92 | 86 | 82 | 73 |
| 3.00 | 102 | 95 | 90 | 99 | 93 | 88 | 95 | 90 | 86 | 77 |
| 4.00 | 106 | 100 | 95 | 103 | 98 | 94 | 98 | 94 | 91 | 81 |
| 5.00 | 108 | 103 | 99 | 105 | 101 | 97 | 100 | 97 | 94 | 84 |
| ROOM INDEX | UF (总) | | | | | | | | | UF (直接) |
| 依据标准文件 DIN EN 13032-2 2004 | | | 悬挂灯 | | | | 安装距高比 SHR NOM = 1.25 | | | |

C角度范围: 0度 - 360度
C角度间隔: 30.0度
测试速度: 快速
环境温度: 25.3℃
测试人员:
测试日期: 2025-03-04

γ角度范围: 0度 - 180度
γ角度间隔: 1.0度
测试系统: 远方 (EVERFINE) GO-2000B_V1 系统 V2.00.488
环境湿度: 65.0%
测试距离: 6.360米 [K=1.0000]
备注:

灯 具 等 光 强 曲 线

| | | |
|---|-----------------|-------|
| 实测参数: U:24.00V I:0.4235A P:10.16W PF:1.000 Freq:0Hz 实检光通: 1130.27x1 lm | | |
| 灯具名称: SP01-24V-2835-2835-120-4500K | 灯具类型: | 灯具重量: |
| 灯具规格: | 外型尺寸: Length=1m | 测试编号: |
| 制造厂商: OLympia lighting | 发光口面: | 遮光角: |




C角度范围: 0度 - 360度
C角度间隔: 30.0度
测试速度: 快速
环境温度: 25.3℃
测试人员:
测试日期: 2025-03-04

γ角度范围: 0度 - 180度
γ角度间隔: 1.0度
测试系统: 远方 (EVERFINE) GO-2000B_V1 系统 V2.00.488
环境湿度: 65.0%
测试距离: 6.360米 [K=1.0000]
备注:

灯 具 有 效 平 均 照 度 图

| | | |
|---|-----------------|-------|
| 实测参数: U:24.00V I:0.4235A P:10.16W PF:1.000 Freq:0Hz 实检光通: 1130.27x1 lm | | |
| 灯具名称: SP01-24V-2835-2835-120-4500K | 灯具类型: | 灯具重量: |
| 灯具规格: | 外型尺寸: Length=1m | 测试编号: |
| 制造厂商: OLympia lighting | 发光口面: | 遮光角: |

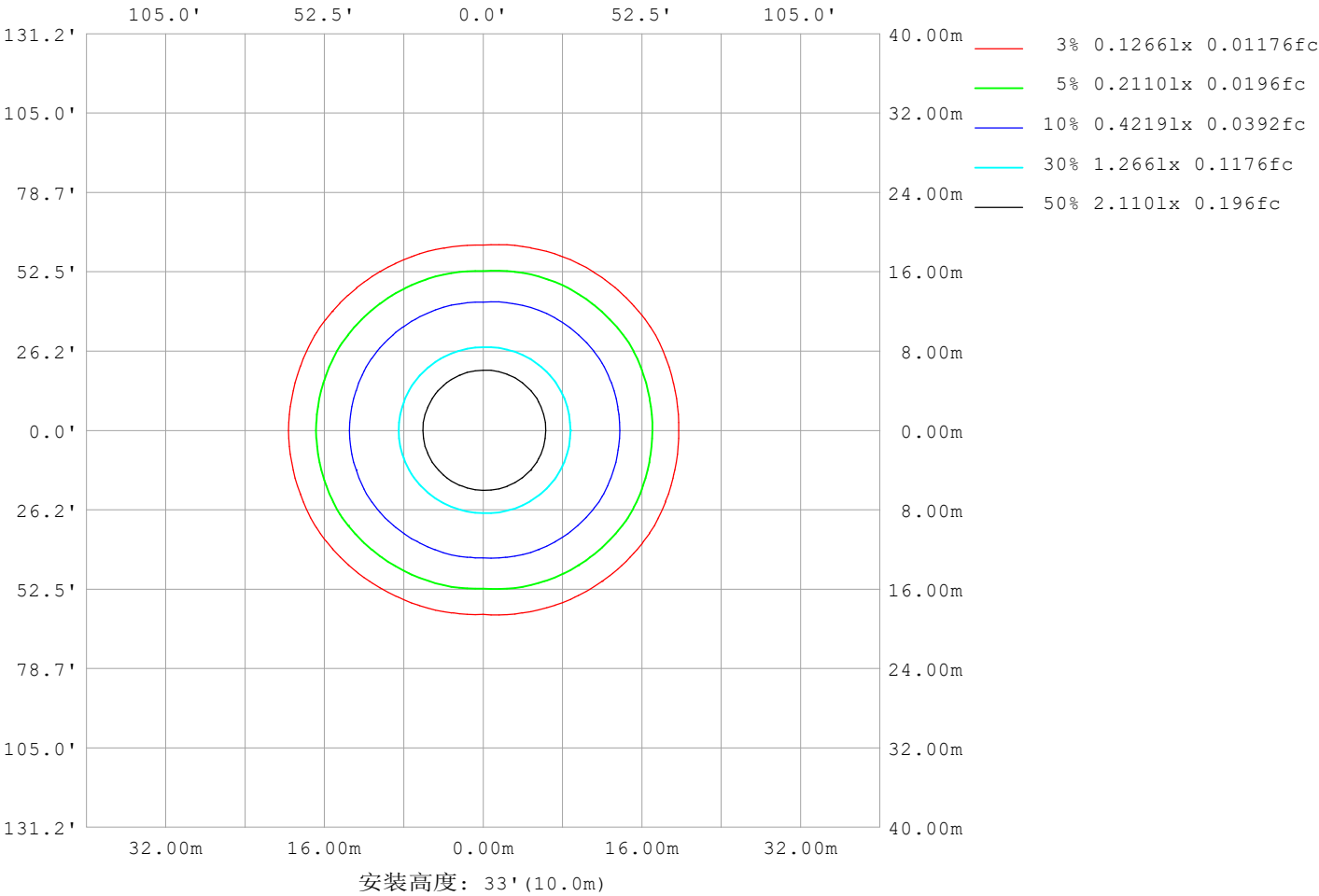


C角度范围: 0度 - 360度
C角度间隔: 30.0度
测试速度: 快速
环境温度:25.3℃
测试人员:
测试日期:2025-03-04

γ角度范围: 0度 - 180度
γ角度间隔: 1.0度
测试系统: 远方 (EVERFINE) GO-2000B_V1 系统 V2.00.488
环境湿度:65.0%
测试距离:6.360米 [K=1.0000]
备注:

平面等照度曲线

| | | |
|---|-----------------|-------|
| 实测参数: U:24.00V I:0.4235A P:10.16W PF:1.000 Freq:0Hz 实检光通: 1130.27x1 lm | | |
| 灯具名称: SP01-24V-2835-2835-120-4500K | 灯具类型: | 灯具重量: |
| 灯具规格: | 外型尺寸: Length=1m | 测试编号: |
| 制造厂商: OLympia lighting | 发光口面: | 遮光角: |



C角度范围: 0度 - 360度
C角度间隔: 30.0度
测试速度: 快速
环境温度: 25.3℃
测试人员:
测试日期: 2025-03-04

Y角度范围: 0度 - 180度
Y角度间隔: 1.0度
测试系统: 远方 (EVERFINE) GO-2000B_V1 系统 V2.00.488
环境湿度: 65.0%
测试距离: 6.360米 [K=1.0000]
备注:

LED筒灯平均亮度报告

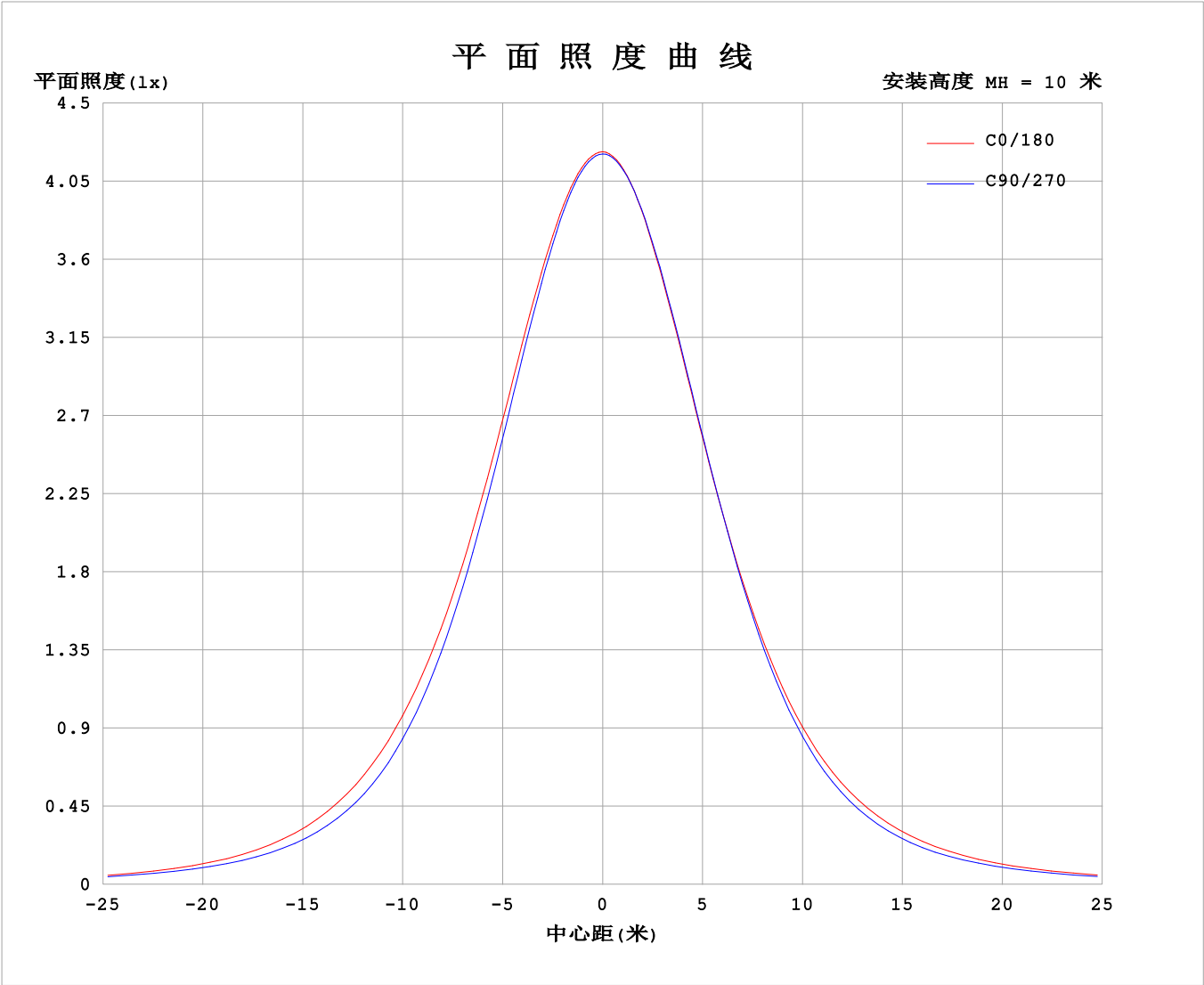
| | | |
|---|-----------------|-------|
| 实测参数: U:24.00V I:0.4235A P:10.16W PF:1.000 Freq:0Hz 实检光通: 1130.27x1 lm | | |
| 灯具名称: SP01-24V-2835-2835-120-4500K | 灯具类型: | 灯具重量: |
| 灯具规格: | 外型尺寸: Length=1m | 测试编号: |
| 制造厂商: OLympia lighting | 发光口面: | 遮光角: |

| 平均亮度 | 数值 (cd/m2) |
|-------------|------------|
| L横 (65) av | 19306 |
| L横 (75) av | 16985 |
| L横 (85) av | 15902 |
| L纵 (65) av | 16052 |
| L纵 (75) av | 15211 |
| L纵 (85) av | 17003 |
| L45 (65) av | 18639 |
| L45 (75) av | 16910 |
| L45 (85) av | 17056 |

注:依据标准 GB/T 29293-2012 计算

| | |
|--|--|
| C角度范围: 0度 - 360度 C角度间隔: 30.0度 测试速度: 快速 环境温度:25.3℃ 测试人员: 测试日期:2025-03-04 | γ角度范围: 0度 - 180度 γ角度间隔: 1.0度 测试系统: 远方 (EVERFINE) GO-2000B_V1 系统 V2.00.488 环境湿度:65.0% 测试距离:6.360米 [K=1.0000] 备注: |
|--|--|

平面照度曲线



C角度范围: 0度 - 360度
C角度间隔: 30.0度
测试速度: 快速
环境温度: 25.3℃
测试人员:
测试日期: 2025-03-04

γ角度范围: 0度 - 180度
γ角度间隔: 1.0度
测试系统: 远方 (EVERFINE) GO-2000B_V1 系统 V2.00.488
环境湿度: 65.0%
测试距离: 6.360米 [K=1.0000]
备注:

光 强 分 布 数 据 表 格

| | | | | | | | | | | | | | | | | | |
|---|--|--|--|--|--|--|--|--|-----------------|--|--|--|--|--|-------|--|--|
| 实测参数: U:24.00V I:0.4235A P:10.16W PF:1.000 Freq:0Hz 实检光通: 1130.27x1 lm | | | | | | | | | | | | | | | | | |
| 灯具名称: SP01-24V-2835-2835-120-4500K | | | | | | | | | 灯具类型: | | | | | | 灯具重量: | | |
| 灯具规格: | | | | | | | | | 外型尺寸: Length=1m | | | | | | 测试编号: | | |
| 制造厂商: OLympia lighting | | | | | | | | | 发光口面: | | | | | | 遮光角: | | |

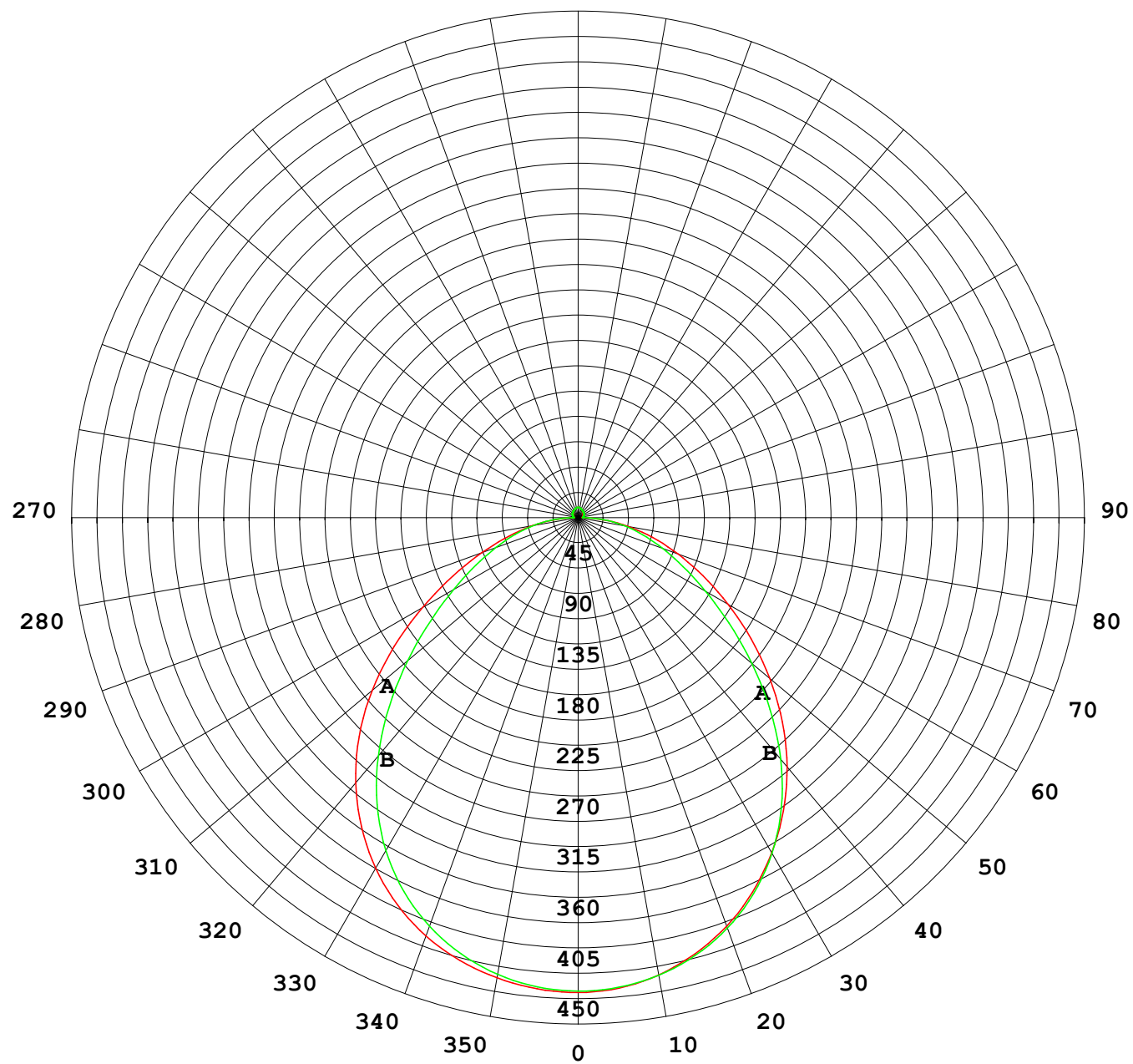
表--1单位: cd

| C (DEG) γ (DEG) | 0 | 30 | 60 | 90 | 120 | 150 | 180 | 210 | 240 | 270 | 300 | 330 | | | | | | |
|--------------------|------|------|------|------|------|------|------|------|------|------|------|------|--|--|--|--|--|--|
| 0 | 421 | 421 | 421 | 421 | 421 | 421 | 421 | 421 | 421 | 421 | 421 | 421 | | | | | | |
| 5 | 419 | 419 | 419 | 419 | 419 | 418 | 419 | 419 | 419 | 419 | 419 | 420 | | | | | | |
| 10 | 414 | 414 | 413 | 412 | 412 | 412 | 412 | 412 | 413 | 413 | 414 | 415 | | | | | | |
| 15 | 406 | 406 | 403 | 402 | 401 | 400 | 400 | 401 | 402 | 403 | 405 | 406 | | | | | | |
| 20 | 395 | 394 | 389 | 387 | 386 | 385 | 385 | 386 | 387 | 388 | 391 | 395 | | | | | | |
| 25 | 379 | 378 | 372 | 367 | 365 | 366 | 366 | 367 | 368 | 369 | 374 | 379 | | | | | | |
| 30 | 359 | 357 | 350 | 342 | 341 | 342 | 343 | 343 | 344 | 345 | 353 | 359 | | | | | | |
| 35 | 335 | 333 | 323 | 312 | 312 | 316 | 317 | 317 | 315 | 315 | 327 | 335 | | | | | | |
| 40 | 307 | 304 | 292 | 277 | 279 | 286 | 288 | 287 | 282 | 280 | 296 | 307 | | | | | | |
| 45 | 275 | 272 | 256 | 238 | 242 | 253 | 256 | 254 | 246 | 242 | 261 | 275 | | | | | | |
| 50 | 238 | 236 | 219 | 198 | 205 | 219 | 222 | 220 | 209 | 202 | 224 | 239 | | | | | | |
| 55 | 199 | 198 | 181 | 160 | 169 | 184 | 187 | 185 | 173 | 164 | 186 | 201 | | | | | | |
| 60 | 159 | 160 | 145 | 128 | 136 | 150 | 153 | 151 | 140 | 131 | 150 | 163 | | | | | | |
| 65 | 123 | 124 | 113 | 100 | 108 | 119 | 122 | 120 | 111 | 103 | 117 | 127 | | | | | | |
| 70 | 90.6 | 92.7 | 86.4 | 77.6 | 83.2 | 91.8 | 94.2 | 92.1 | 85.2 | 79.9 | 89.7 | 95.3 | | | | | | |
| 75 | 63.4 | 65.5 | 63.3 | 58.1 | 61.7 | 67.4 | 68.5 | 67.5 | 63.2 | 60.0 | 66.1 | 67.7 | | | | | | |
| 80 | 40.7 | 42.3 | 42.3 | 40.0 | 41.8 | 44.5 | 44.6 | 44.5 | 43.1 | 41.7 | 45.0 | 44.1 | | | | | | |
| 85 | 19.7 | 20.8 | 21.8 | 21.5 | 21.6 | 22.1 | 21.9 | 22.0 | 22.6 | 23.0 | 24.3 | 22.4 | | | | | | |
| 90 | 4.53 | 4.49 | 4.35 | 4.17 | 4.60 | 5.15 | 4.92 | 5.00 | 4.88 | 4.41 | 4.73 | 4.72 | | | | | | |
| 95 | 4.07 | 4.16 | 4.22 | 4.41 | 4.39 | 4.36 | 3.78 | 3.98 | 4.20 | 4.17 | 4.05 | 3.76 | | | | | | |
| 100 | 4.44 | 4.53 | 4.60 | 4.76 | 4.76 | 4.73 | 4.03 | 4.15 | 4.43 | 4.52 | 4.33 | 4.04 | | | | | | |
| 105 | 4.83 | 4.92 | 4.98 | 5.12 | 5.16 | 5.13 | 4.37 | 4.49 | 4.78 | 4.86 | 4.67 | 4.38 | | | | | | |
| 110 | 5.23 | 5.31 | 5.37 | 5.47 | 5.53 | 5.52 | 4.72 | 4.84 | 5.14 | 5.18 | 5.01 | 4.72 | | | | | | |
| 115 | 5.61 | 5.69 | 5.74 | 5.79 | 5.90 | 5.92 | 5.08 | 5.18 | 5.47 | 5.49 | 5.33 | 5.06 | | | | | | |
| 120 | 5.98 | 6.06 | 6.10 | 6.11 | 6.25 | 6.28 | 5.42 | 5.51 | 5.80 | 5.81 | 5.63 | 5.39 | | | | | | |
| 125 | 6.34 | 6.41 | 6.44 | 6.42 | 6.58 | 6.63 | 5.74 | 5.83 | 6.11 | 6.10 | 5.94 | 5.73 | | | | | | |
| 130 | 6.68 | 6.74 | 6.77 | 6.73 | 6.88 | 6.95 | 6.07 | 6.15 | 6.41 | 6.39 | 6.25 | 6.05 | | | | | | |
| 135 | 6.99 | 7.04 | 7.06 | 7.02 | 7.17 | 7.25 | 6.39 | 6.47 | 6.70 | 6.68 | 6.56 | 6.35 | | | | | | |
| 140 | 7.28 | 7.33 | 7.34 | 7.31 | 7.45 | 7.51 | 6.71 | 6.79 | 6.98 | 6.95 | 6.85 | 6.68 | | | | | | |
| 145 | 7.57 | 7.60 | 7.62 | 7.62 | 7.73 | 7.78 | 7.04 | 7.11 | 7.27 | 7.23 | 7.15 | 6.99 | | | | | | |
| 150 | 7.86 | 7.87 | 7.88 | 7.92 | 8.04 | 8.04 | 7.40 | 7.44 | 7.58 | 7.54 | 7.45 | 7.34 | | | | | | |
| 155 | 8.16 | 8.15 | 8.15 | 8.23 | 8.32 | 8.29 | 7.77 | 7.81 | 7.91 | 7.88 | 7.80 | 7.69 | | | | | | |
| 160 | 8.46 | 8.44 | 8.44 | 8.54 | 8.58 | 8.58 | 8.16 | 8.17 | 8.25 | 8.21 | 8.14 | 8.04 | | | | | | |
| 165 | 8.74 | 8.71 | 8.72 | 8.81 | 8.81 | 8.85 | 8.54 | 8.51 | 8.59 | 8.56 | 8.49 | 8.39 | | | | | | |
| 170 | 8.95 | 8.96 | 8.95 | 9.06 | 9.03 | 9.06 | 8.84 | 8.82 | 8.88 | 8.87 | 8.81 | 8.75 | | | | | | |
| 175 | 9.11 | 9.14 | 9.14 | 9.24 | 9.20 | 9.23 | 9.08 | 9.06 | 9.13 | 9.11 | 9.09 | 9.02 | | | | | | |
| 180 | 9.21 | 9.22 | 9.25 | 9.29 | 9.26 | 9.24 | 9.21 | 9.21 | 9.25 | 9.28 | 9.26 | 9.23 | | | | | | |

C角度范围: 0度 - 360度
C角度间隔: 30.0度
测试速度: 快速
环境温度:25.3℃
测试人员:
测试日期:2025-03-04

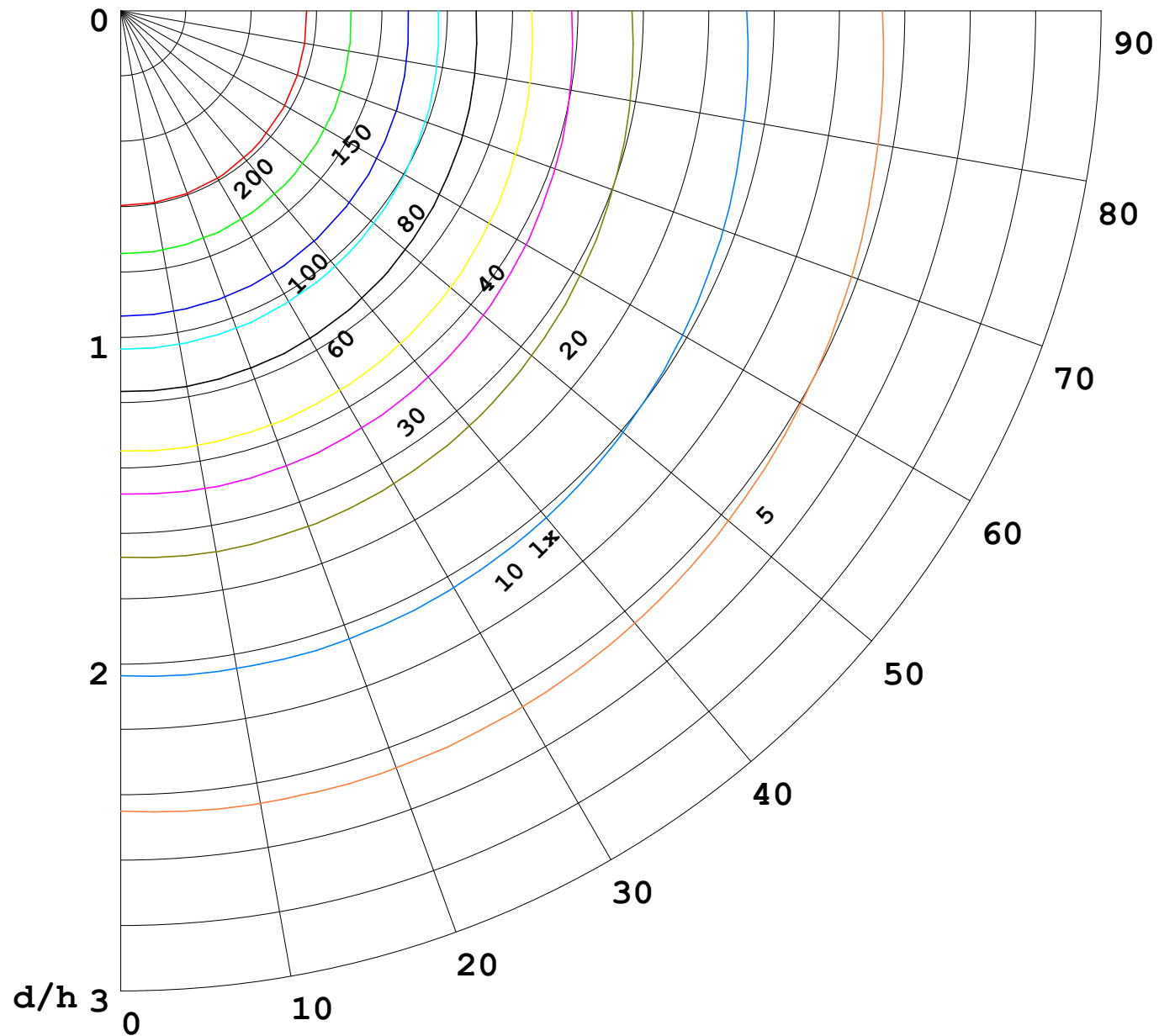
γ角度范围: 0度 - 180度
γ角度间隔: 1.0度
测试系统: 远方(EVERFINE) GO-2000B_V1 系统 V2.00.488
环境湿度:65.0%
测试距离:6.360米 [K=1.0000]
备注:

I (cd)



1000 lm

$\kappa = 1$



F = 1000 lm
 K = 0.7
 Hcc = 0.8 m
 Hfc = 0.0 m
 Eave = 100 lx

| | Pcc | Pw | Pfc |
|---|-----|----|-----|
| — | 70 | 50 | 30 |
| — | 50 | 30 | 20 |

